



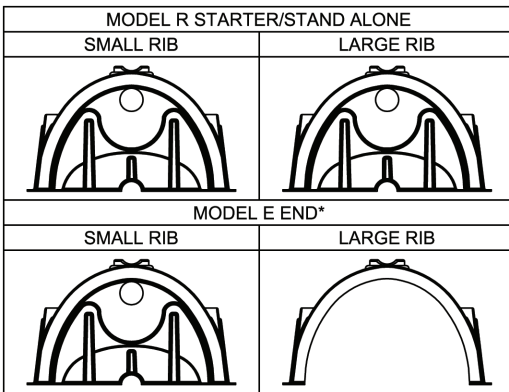
# CULTEC Recharger® 180HD Septic Chamber

The Recharger® 180HD is a 20.5" (521 mm) tall, mid-size chamber and is typically used for installations with depth restrictions or when a larger infiltrative area is required.

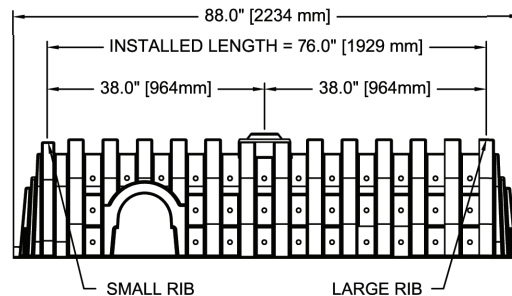
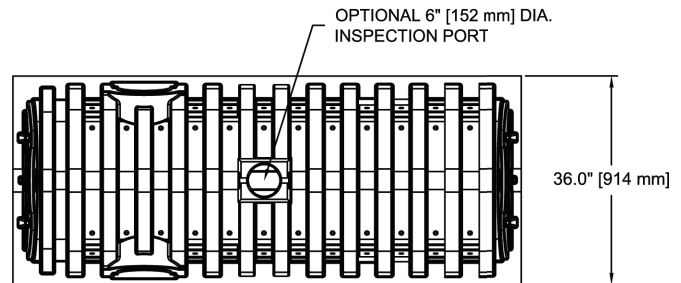

Size (L x W x H)	7.33' x 36" x 20.5" 2.23 m x 914 mm x 521 mm
Installed Length	6.33' 1.93 m
Length Adjustment per Run	1.00' 0.30 m
Chamber Storage	3.45 ft <sup>3</sup> /ft 0.32 m <sup>3</sup> /m 21.81 ft <sup>3</sup> /unit 0.62 m <sup>3</sup> /unit
Max. Allowable Cover	12' 3.66 m
Max. Inlet Opening in Endwall	15" 375 mm
Invert Height	14" 356 mm



Available in Heavy Duty only.



\*MAY ALSO BE USED AS AN INTERMEDIATE UNIT TO EXTEND THE LENGTH OF A RUN.

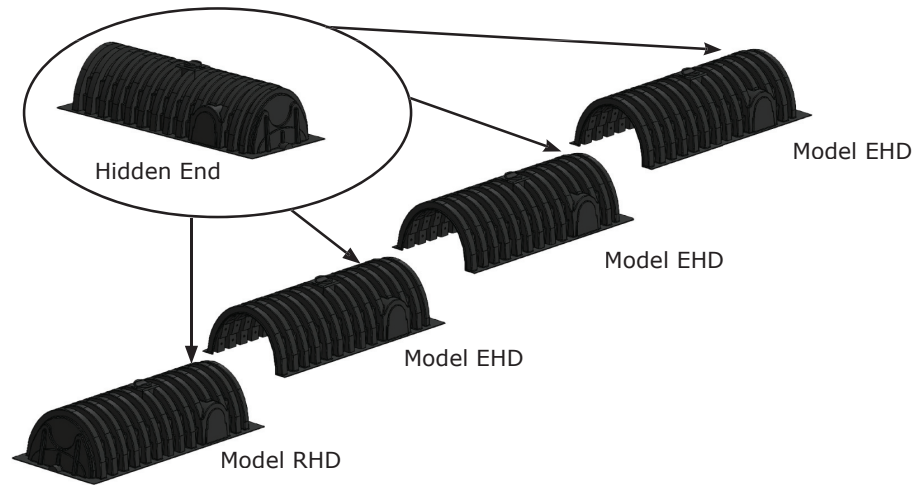


For more information, contact CULTEC at (203) 775-4416 or visit [www.cultec.com](http://www.cultec.com).



# CULTEC Recharger® 180HD Septic Chamber

## Typical Interlock Installation



## CULTEC Recharger® 180HD Specifications

### GENERAL

CULTEC Recharger® 180HD septic chambers are designed to be used for septic leachfields.

### CHAMBER PARAMETERS

1. The chambers shall be manufactured by CULTEC, Inc. of Brookfield, CT. (203-775-4416 or 1-800-428-5832)
2. The chamber shall be vacuum thermoformed of black high molecular weight high density polyethylene (HMWHDPE).
3. The chamber shall be arched in shape.
4. The chamber shall be open-bottomed.
5. The chamber shall be joined using an interlocking overlapping rib method. Connections must be fully shouldered overlapping ribs, having no separate couplings or separate end walls.
6. The nominal chamber dimensions of the CULTEC Recharger® 180HD shall be 18.5 inches (470 mm) tall, 33 inches (838 mm) wide and 11 feet (3.35 m) long. The installed length of a joined Recharger® 180HD shall be 10.25 feet (3.12 m).
7. Maximum inlet opening on the chamber endwall is 15 inches (375 mm).
8. The nominal storage volume of the Recharger® 180HD chamber shall be 3.45 ft<sup>3</sup> / ft (0.32 m<sup>3</sup> / m). The nominal storage volume of a single Recharger 180RHD Starter / Stand Alone unit shall be 25.25 ft<sup>3</sup> (0.72 m<sup>3</sup>). The nominal storage volume of a joined Recharger® 180EHD as an Intermediate unit shall be 21.81 ft<sup>3</sup> (0.62 m<sup>3</sup>). The nominal storage volume of the length adjustment amount per run shall be 3.45 ft<sup>3</sup> (0.72 m<sup>3</sup>).
9. The Recharger® 180HD chamber shall have sixty-four discharge holes bored into the sidewalls of the unit's core to promote lateral conveyance of water.
10. The Recharger® 180HD chamber shall have 14 corrugations.
11. The endwall of the chamber, when present, shall be an integral part of the continuously formed unit. Separate end plates cannot be used with this unit.
12. The Recharger® 180RHD Starter / Stand Alone unit must be formed as a whole chamber having two fully formed integral endwall and having no separate end plates or separate endwalls.
13. The Recharger® 180EHD Middle / End unit must be formed as a whole chamber having one fully formed integral endwall and one fully open end wall and having no separate end plates or end walls.
14. Chambers must have horizontal stiffening flex reduction steps between the ribs.
15. Heavy duty units are designated by a colored stripe formed into the part along the length of the chamber.
16. The chamber shall have a raised integral cap at the top of the arch in the center of each unit to be used as an optional inspection port or clean-out.
17. The units may be trimmed to custom lengths by cutting back to any corrugation on the large rib end.
18. The chamber shall be manufactured in an ISO 9001:2008 certified facility.
19. Maximum allowable cover over the top of the chamber shall be 12' (3.66 m).
20. The chamber shall be designed to withstand traffic loads when installed according to CULTEC's recommended installation instructions.

For more information, contact CULTEC at (203) 775-4416 or visit [www.cultec.com](http://www.cultec.com).