



CULTEC STORMFILTER® T-80 Water Quality Unit

CULTEC StormFilter® T-80 is a cost-effective filtration unit used to remove leaves and debris from rainwater collected by catchbasins or gutters. StormFilter T-80 prevents leaves and debris from clogging out-flow systems and piping. Rainwater is piped into the endwall of the StormFilter T-80 and passed thru a removable filter. Pollutants are collected within the tank and may be removed by a wet/dry vac. The filter bag may be cleaned or replaced. This compact unit is easy to install and simple for the homeowner or maintenance personnel to maintain. It is perfect for treating roof and driveway runoff for light commercial or residential applications.



Use the StormFilter® T-80 with or without a corrugated riser, grate or optional filter (*each sold separately*) based on your needs.

When the filter frames are not installed, the StormFilter® T-80 may be used as a holding tank or catchbasin.



Shown with optional accessories (*sold separately*)

Size (L x W x H)	42" x 31" x 26.38" 1067 mm x 787 mm x 670 mm
Access Opening	12.5" 318 mm
Capacity	90 gal 340.7 L
Number of Filters	1 Typical
Filtration Capability	315.1 gpm 1193 l/min
Apparent Opening Size of Filter	30 US Std. Sieve 0.60 mm
Max. Allowable Cover	12" 305 mm
Weight	44 lbs. 20 kg
Max. Inlet Opening in End Wall	4" 100 mm

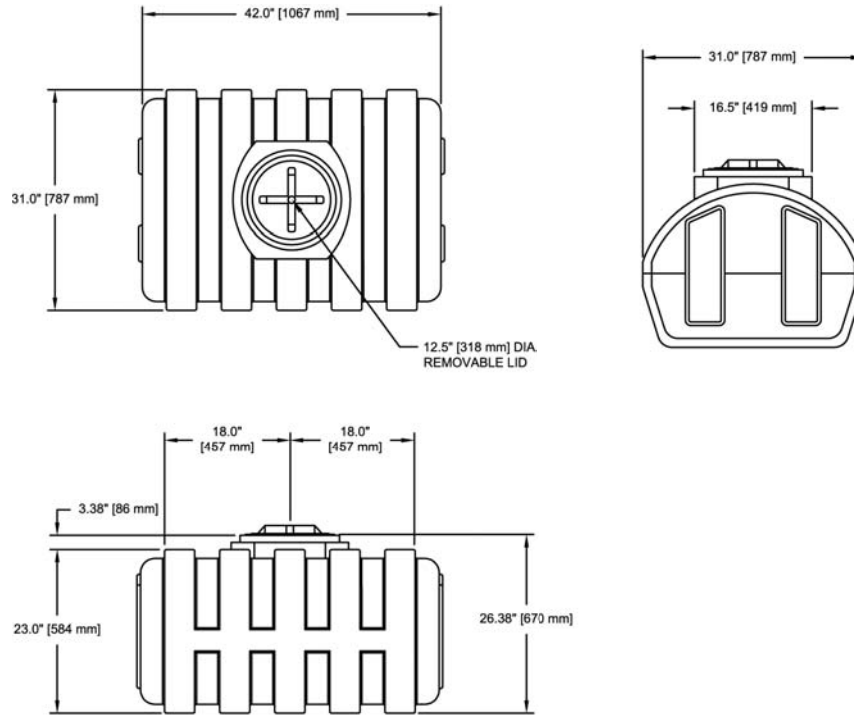
MAINTENANCE PROCEDURES

The CULTEC StormFilter T-80 should be inspected and cleaned as necessary, usually at the start of spring and at the end of fall.

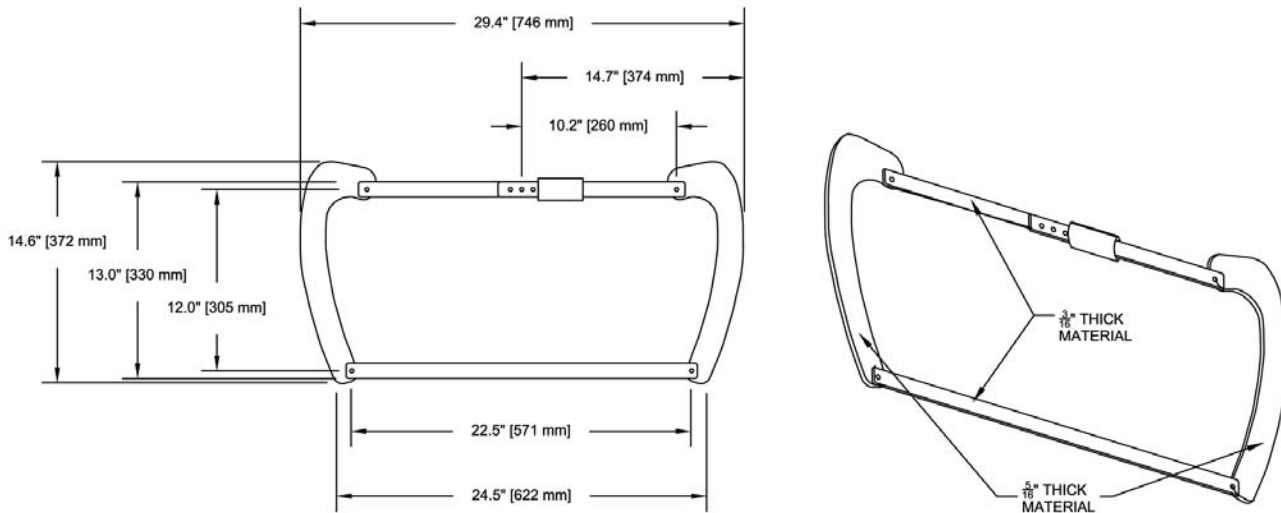
1. Clean and inspect all roof leaders, catch basins, drains, and other inlet structures upstream of the StormFilter T-80.
2. Remove the 15.0" (375 mm) end cap located at the top of the maintenance access riser pipe.
3. Remove the 12.5" (318 mm) removable lip from the top of the StormFilter T-80.
4. Open the filter bag assembly and slide the locking sleeve away from the center of the frame to let the frame collapse.
5. Remove filter bag assembly from the StormFilter.
6. Clean or replace filter bag as necessary. Bag can be cleaned using a common garden hose. If the filter bag is worn, damaged, or cannot be cleaned, contact CULTEC, Inc. for a new filter bag.
7. Clean out any leaves, sticks, or other large debris from StormFilter. Make sure to wear gloves and safety glasses.
8. Vacuum any dirt, sediment, and small debris from bottom of StormFilter using a wet/dry vac.
9. Reinstall filter bag assembly.
10. Open metal frame and slide locking sleeve back to the center of the frame.
11. Replace 12.5" (318 mm) removable lip at the top of the StormFilter T-80.
12. Replace 15.0" (375 mm) end cap at the top of the maintenance access rise pipe.



Three View Drawing



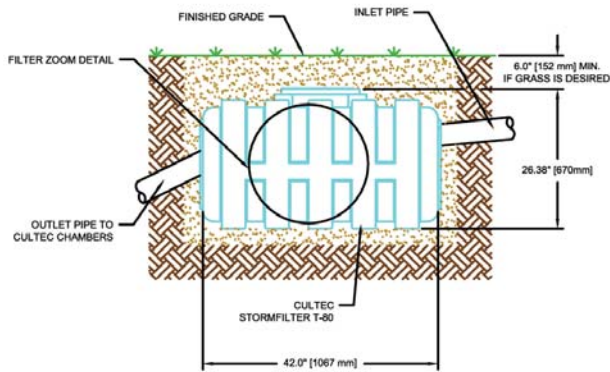
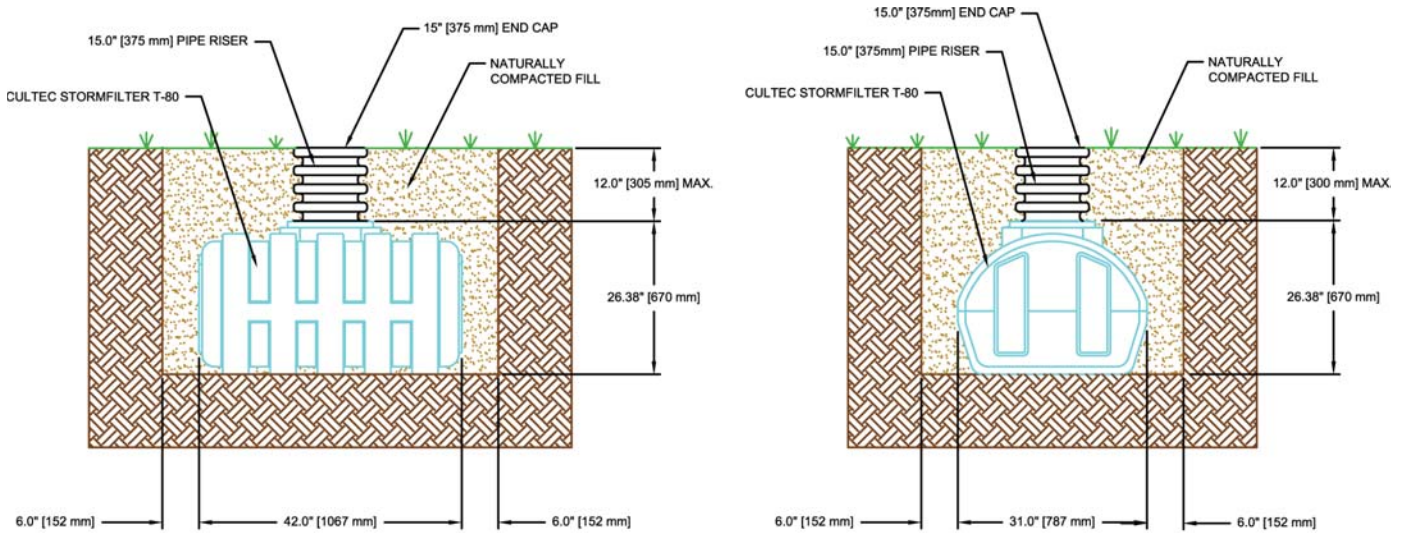
Filter Frame Detail



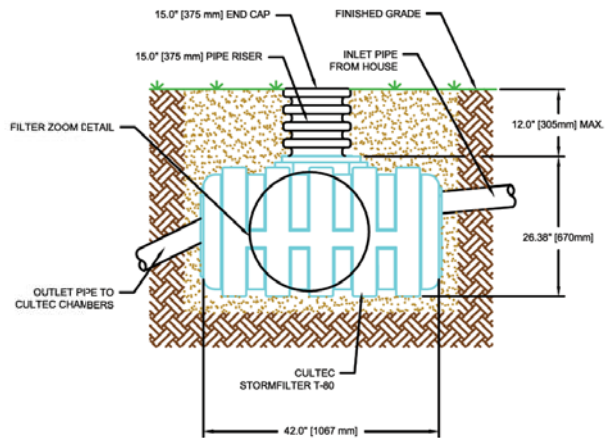


CULTEC STORMFILTER® T-80 Water Quality Unit

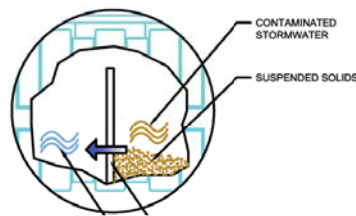
Typical Cross Section for Non-Traffic Application



Shown: Installed close to final grade



Shown: Installed with optional riser



Visit www.cultec.com/downloads.html for Product Downloads and CAD details.



CULTEC STORMFILTER® T-80 Water Quality Unit Specifications

GENERAL

CULTEC StormFilter® T-80 may be used as a stormwater filtration unit, holding tank or catchbasin.

CHAMBER PARAMETERS

1. The chambers shall be manufactured by CULTEC, Inc. of Brookfield, CT (203-775-4416 or 1-800-428-5832).
2. The chamber shall be formed of black polyethylene.
3. The nominal chamber dimensions of the CULTEC StormFilter® T-80 shall be 26.38 inches (670 mm) tall, 31 inches (787 mm) wide and 42 inches (1067 mm) long.
4. The chamber shall have a 12.5 inch (318 mm) diameter access opening located at the top of the unit.
5. Maximum inlet opening on the chamber end wall is 4 inches (100 mm).
6. The nominal storage volume of the StormFilter™ T-80 shall be 90 gal / unit (340.7 l / unit).
7. The StormFilter® T-80 chamber shall have 5 corrugations.
8. The StormFilter® T-80 shall have a maximum filtering capacity of 315.1 gpm (1193 l/min).
9. The chamber shall be designed for non-traffic applications when installed according to CULTEC's recommended installation instructions.
10. The chamber shall be manufactured in an ISO 9001:2008 certified facility.

FILTER FRAME BAG SPECIFICATIONS

GENERAL

CULTEC's filter enclosures, manufactured from a geotextile composed of polypropylene yarns, which are woven into a stable network such that the yarns retain their relative position. The geotextile filters are inert to biological degradation and resist naturally encountered chemicals, alkalis, and acids and are designed to fit collapsible metal frames.

FILTER FRAME BAG PARAMETERS

1. The geotextile shall be provided by CULTEC, Inc. of Brookfield, CT (203-775-4416 or 1-800-428-5832).
2. The filter enclosures are constructed from geotextile composed of polypropylene yarns, which are woven into a stable network such that the yarns retain their relative position.
3. The filter bag shall have a nominal area of 2.74 ft² (0.255 m²).
4. The geotextile shall be black in appearance.
5. The geotextile shall have a Grab Tensile Strength value of 400 lbs MD/335 lbs CD (1780 N MD/1491 N CD) per ASTM D4632 testing method.
6. The geotextile shall have an Grab Tensile Elongation value of 20% MD/15% CD per ASTM D4632 testing method.
7. The geotextile shall have a Trapezoid Tear value of 145 lbs MD/125 lbs CD (645 N MD/556 N CD) per ASTM D4533 testing method.
8. The geotextile shall have a CBR Puncture Strength value of 1250 lbs (5563 N) per ASTM D6241 testing method.
9. The geotextile shall have a Percent Open Area value of 8% per COE-02215 testing method.
10. The geotextile shall have a Flow Rate value of 115 gpm/ft² (4685 lpm/m²) per ASTM D4491 testing method.
11. The geotextile shall have an Apparent Opening Size (AOS) value of 30 U.S. Sieve (0.60 mm) per ASTM D4751 testing method.
12. The geotextile shall have a UV Resistance (at 500 hours) value of 90% strength retained per ASTM D4355 testing method.

FILTERING SPECIFICATIONS

1. The filter removes more than 70% of the total suspended solids typically present in stormwater run off.
2. Continuous filtration capability for clean filters is rated at 0.70 CFS (0.02 m³/s).
3. Treatment capability is approximately 315.1 gpm (1193 l/min).