

CULTEC STORMFILTER T-80 WATER QUALITY UNIT SPECIFICATIONS

GENERAL

CULTEC STORMFILTER® T-80 MAY BE USED AS A STORMWATER FILTRATION UNIT, HOLDING TANK OR CATCHBASIN.

CHAMBER PARAMETERS

1. THE CHAMBERS SHALL BE MANUFACTURED BY CULTEC, INC. OF BROOKFIELD, CT (203-775-4416 OR 1-800-428-5832).
2. THE CHAMBER SHALL BE FORMED OF BLACK POLYETHYLENE.
3. THE NOMINAL CHAMBER DIMENSIONS OF THE CULTEC STORMFILTER® T-80 SHALL BE 26.38 INCHES (670 MM) TALL, 31 INCHES (787 MM) WIDE AND 42 INCHES (1067 MM) LONG.
4. THE CHAMBER SHALL HAVE A 12.5 INCH (318 MM) DIAMETER ACCESS OPENING LOCATED AT THE TOP OF THE UNIT.
5. MAXIMUM INLET OPENING ON THE CHAMBER END WALL IS 4 INCHES (100 MM).
6. THE NOMINAL STORAGE VOLUME OF THE STORMFILTER™ T-80 SHALL BE 90 GAL / UNIT (340.7 L / UNIT).
7. THE STORMFILTER® T-80 CHAMBER SHALL HAVE 5 CORRUGATIONS.
8. THE STORMFILTER® T-80 SHALL HAVE A MAXIMUM FILTERING CAPACITY OF 315.1 GPM (1193 L/MIN).
9. THE CHAMBER SHALL BE DESIGNED FOR NON-TRAFFIC APPLICATIONS WHEN INSTALLED ACCORDING TO CULTEC'S RECOMMENDED INSTALLATION INSTRUCTIONS.
10. THE CHAMBER SHALL BE MANUFACTURED IN A FACILITY EMPLOYING CULTEC'S QUALITY CONTROL AND ASSURANCE PROCEDURES.

FILTER FRAME BAG SPECIFICATIONS

GENERAL

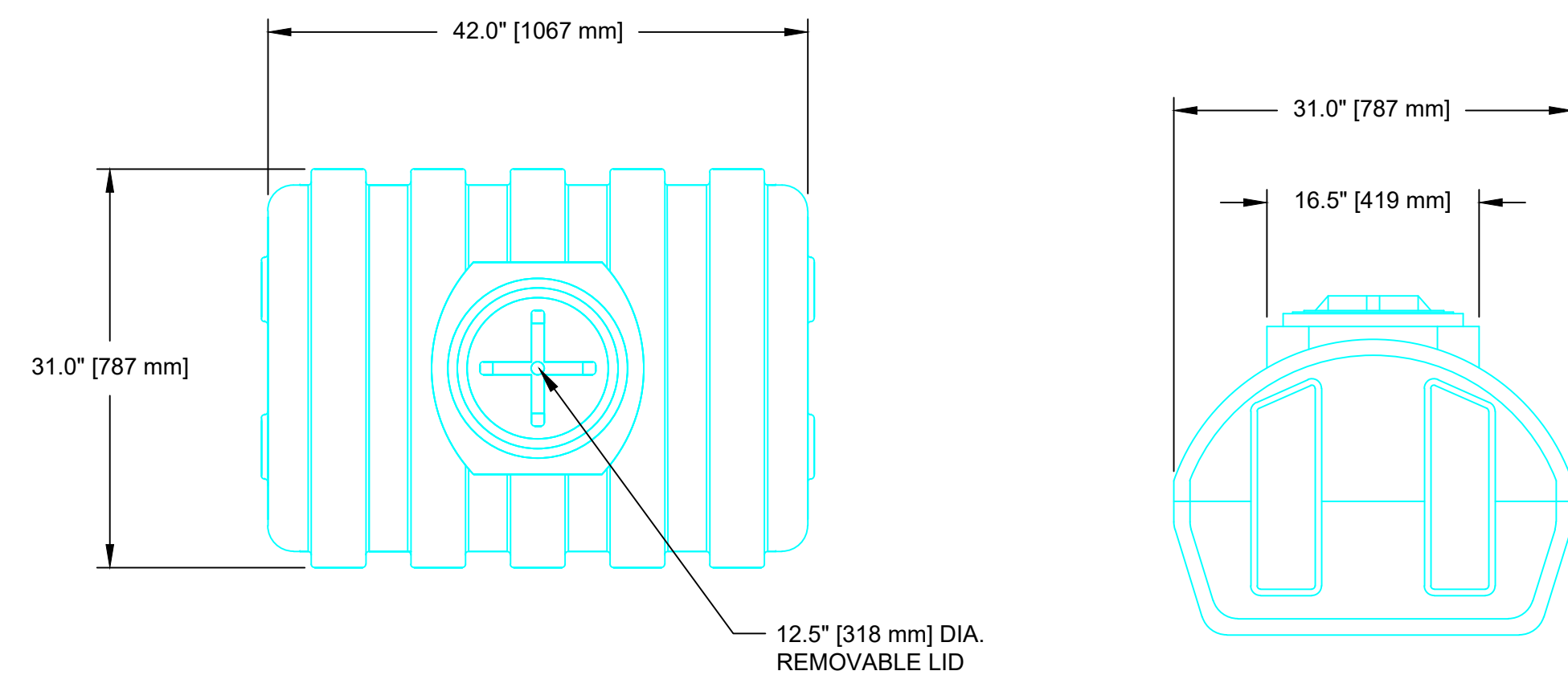
CULTEC'S FILTER ENCLOSURES, MANUFACTURED FROM A GEOTEXTILE COMPOSED OF POLYPROPYLENE YARNS, WHICH ARE WOVEN INTO A STABLE NETWORK SUCH THAT THE YARNS RETAIN THEIR RELATIVE POSITION. THE GEOTEXTILE FILTERS ARE INERT TO BIOLOGICAL DEGRADATION AND RESIST NATURALLY ENCOUNTERED CHEMICALS, ALKALIS, AND ACIDS AND ARE DESIGNED TO FIT COLLAPSIBLE METAL FRAMES.

FILTER FRAME BAG PARAMETERS

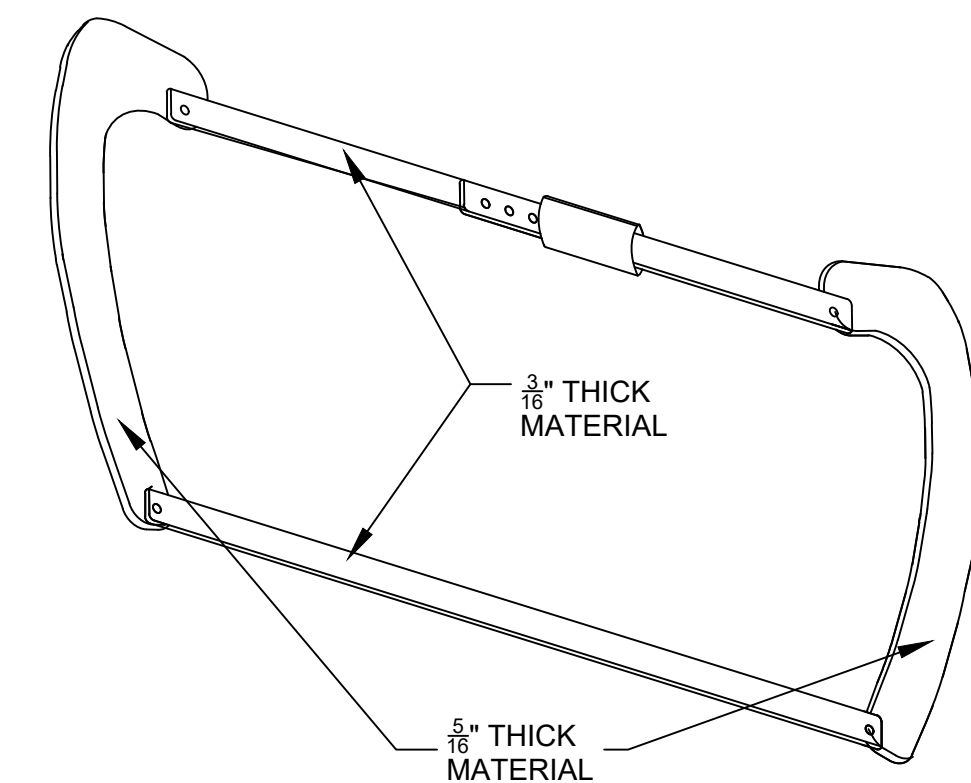
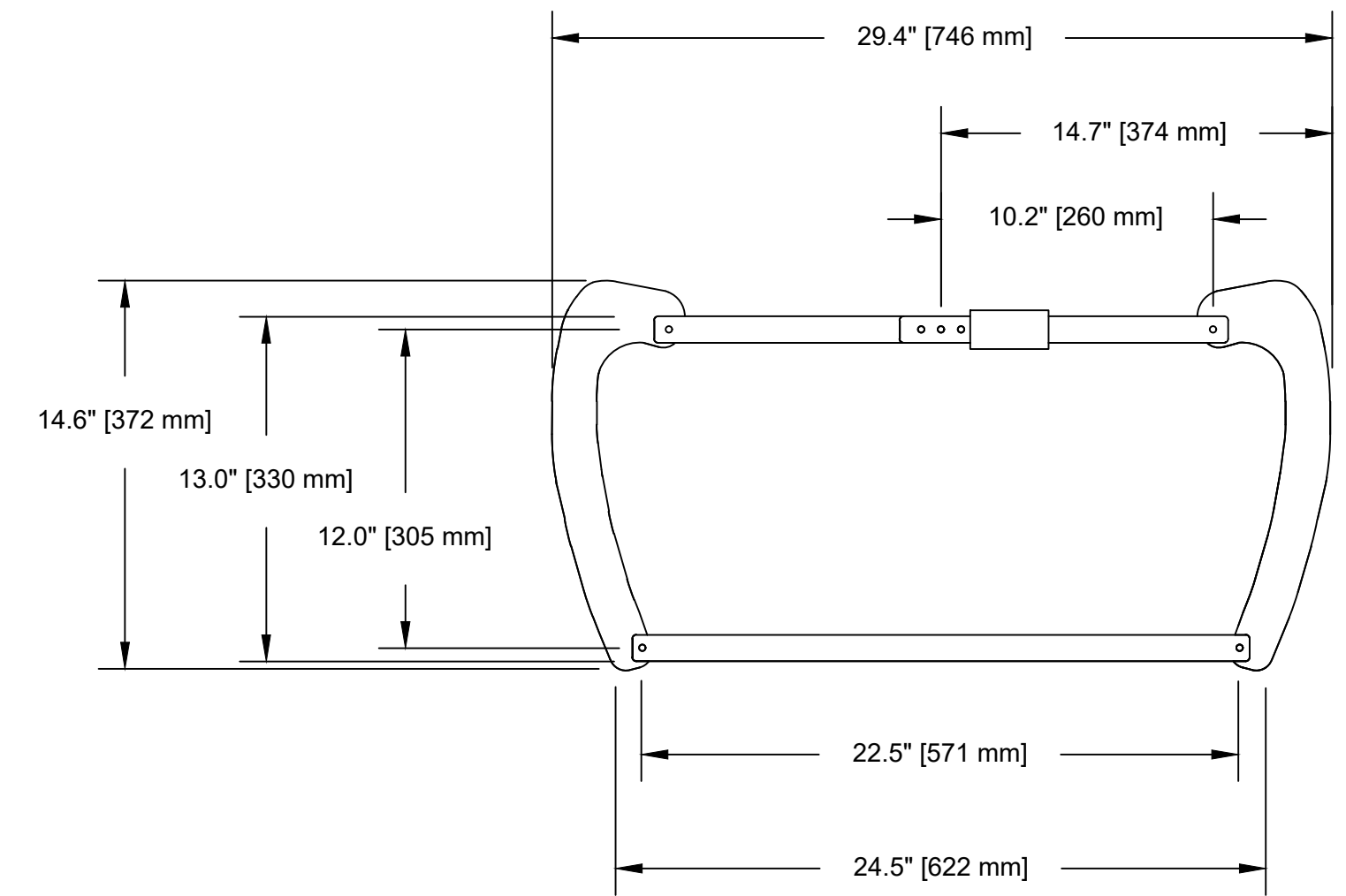
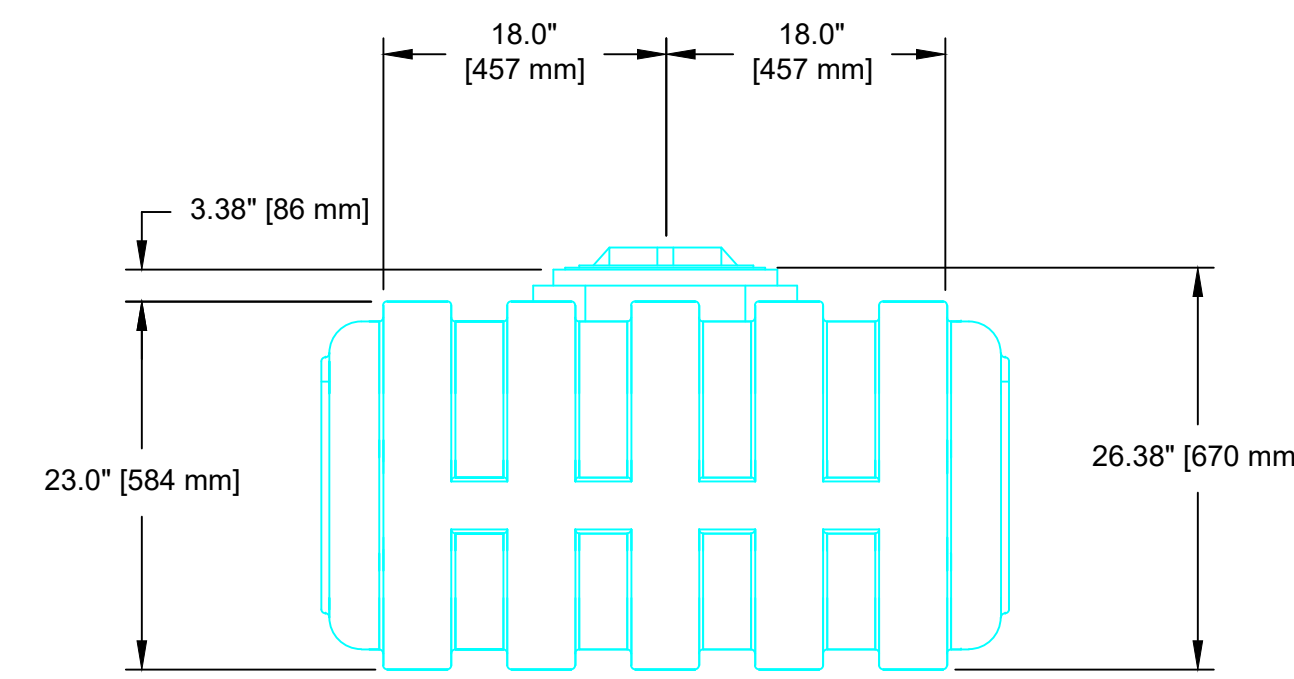
1. THE GEOTEXTILE SHALL BE PROVIDED BY CULTEC, INC. OF BROOKFIELD, CT (203-775-4416 OR 1-800-428-5832).
2. THE FILTER ENCLOSURES ARE CONSTRUCTED FROM GEOTEXTILE COMPOSED OF POLYPROPYLENE YARNS, WHICH ARE WOVEN INTO A STABLE NETWORK SUCH THAT THE YARNS RETAIN THEIR RELATIVE POSITION.
3. THE FILTER BAG SHALL HAVE A NOMINAL AREA OF 2.74 FT² (0.255 M²).
4. THE GEOTEXTILE SHALL BE BLACK IN APPEARANCE.
5. THE GEOTEXTILE SHALL HAVE A GRAB TENSILE STRENGTH VALUE OF 400 LBS MD/335 LBS CD (1780 N MD/1491 N CD) PER ASTM D4632 TESTING METHOD.
6. THE GEOTEXTILE SHALL HAVE AN GRAB TENSILE ELONGATION VALUE OF 20% MD/15% CD PER ASTM D4632 TESTING METHOD.
7. THE GEOTEXTILE SHALL HAVE A TRAPEZOID TEAR VALUE OF 145 LBS MD/125 LBS CD (645 N MD/556 N CD) PER ASTM D4533 TESTING METHOD.
8. THE GEOTEXTILE SHALL HAVE A CBR PUNCTURE STRENGTH VALUE OF 1250 LBS (5563 N) PER ASTM D6241 TESTING METHOD.
9. THE GEOTEXTILE SHALL HAVE A PERCENT OPEN AREA VALUE OF 8% PER COE-02215 TESTING METHOD.
10. THE GEOTEXTILE SHALL HAVE A FLOW RATE VALUE OF 115 GPM/FT² (4685 LPM/M²) PER ASTM D4491 TESTING METHOD.
11. THE GEOTEXTILE SHALL HAVE AN APPARENT OPENING SIZE (AOS) VALUE OF 30 U.S. SIEVE (0.60 MM) PER ASTM D4751 TESTING METHOD.
12. THE GEOTEXTILE SHALL HAVE A UV RESISTANCE (AT 500 HOURS) VALUE OF 90% STRENGTH RETAINED PER ASTM D4355 TESTING METHOD.

FILTERING SPECIFICATIONS

1. THE FILTER REMOVES MORE THAN 70% OF THE TOTAL SUSPENDED SOLIDS TYPICALLY PRESENT IN STORMWATER RUN OFF.
2. CONTINUOUS FILTRATION CAPABILITY FOR CLEAN FILTERS IS RATED AT 0.70 CFS (0.02 M³/S).
3. TREATMENT CAPABILITY IS APPROXIMATELY 315.1 GPM (1193 L/MIN).



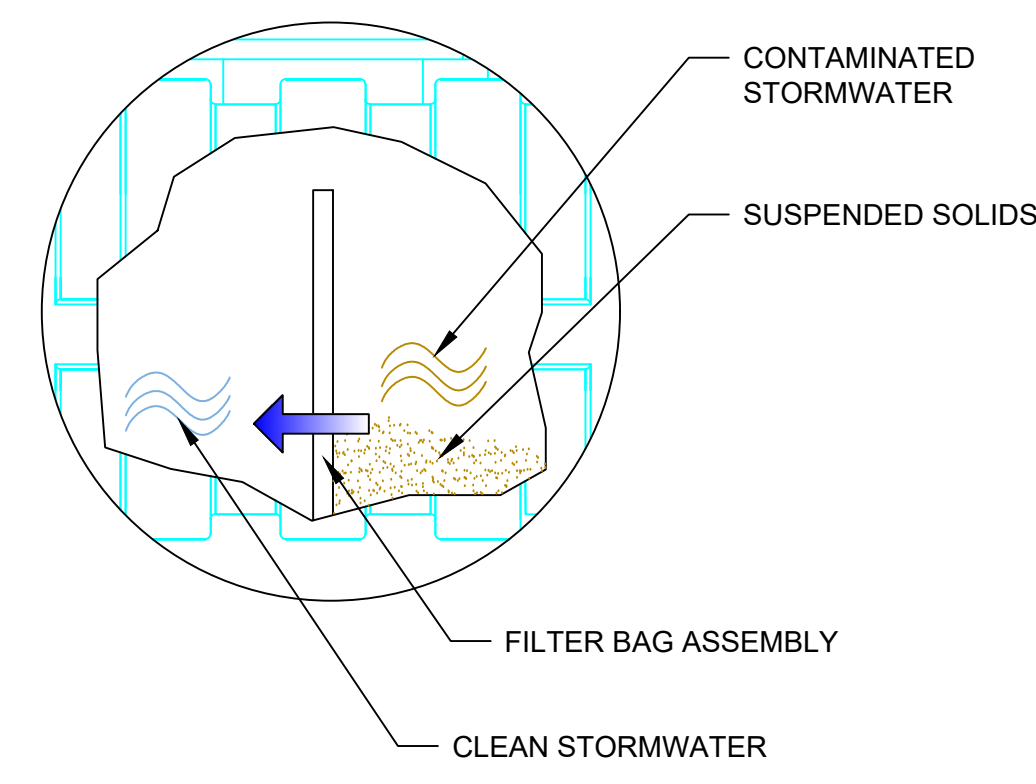
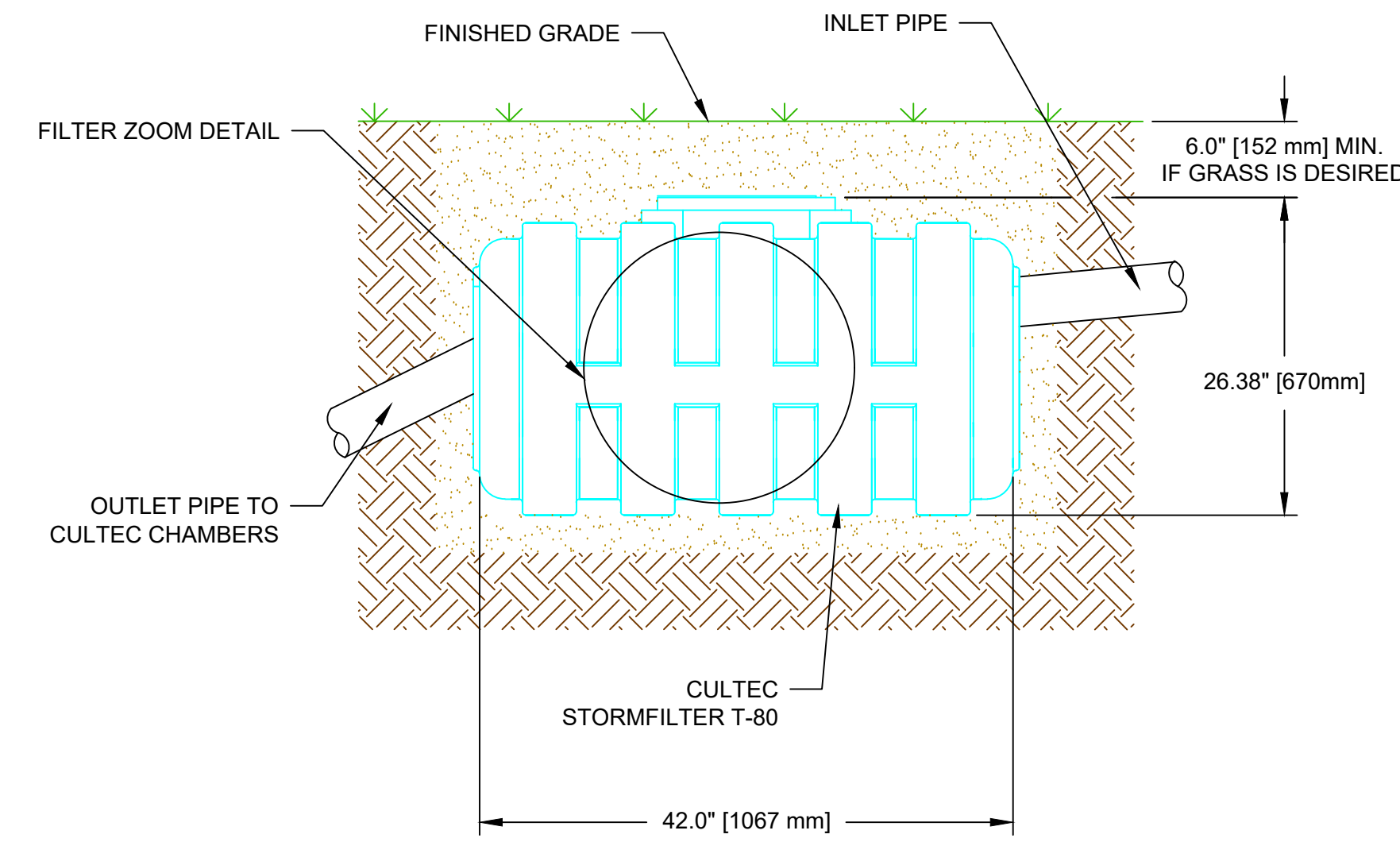
CULTEC STORMFILTER T-80 STORAGE= 90 GAL [340.7L]
FILTRATION CAPABILITY= 315.1 GPM (1193 L/MIN)



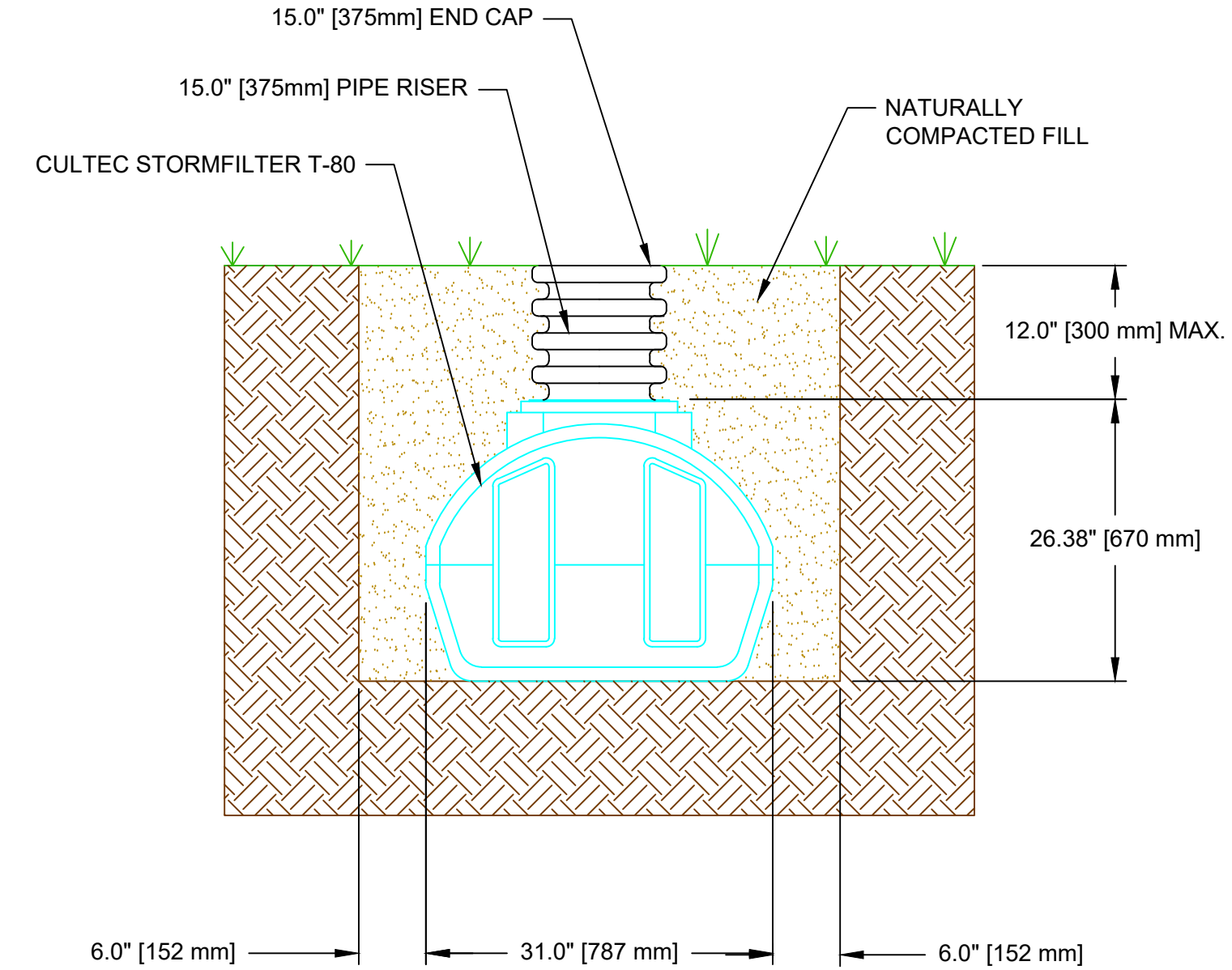
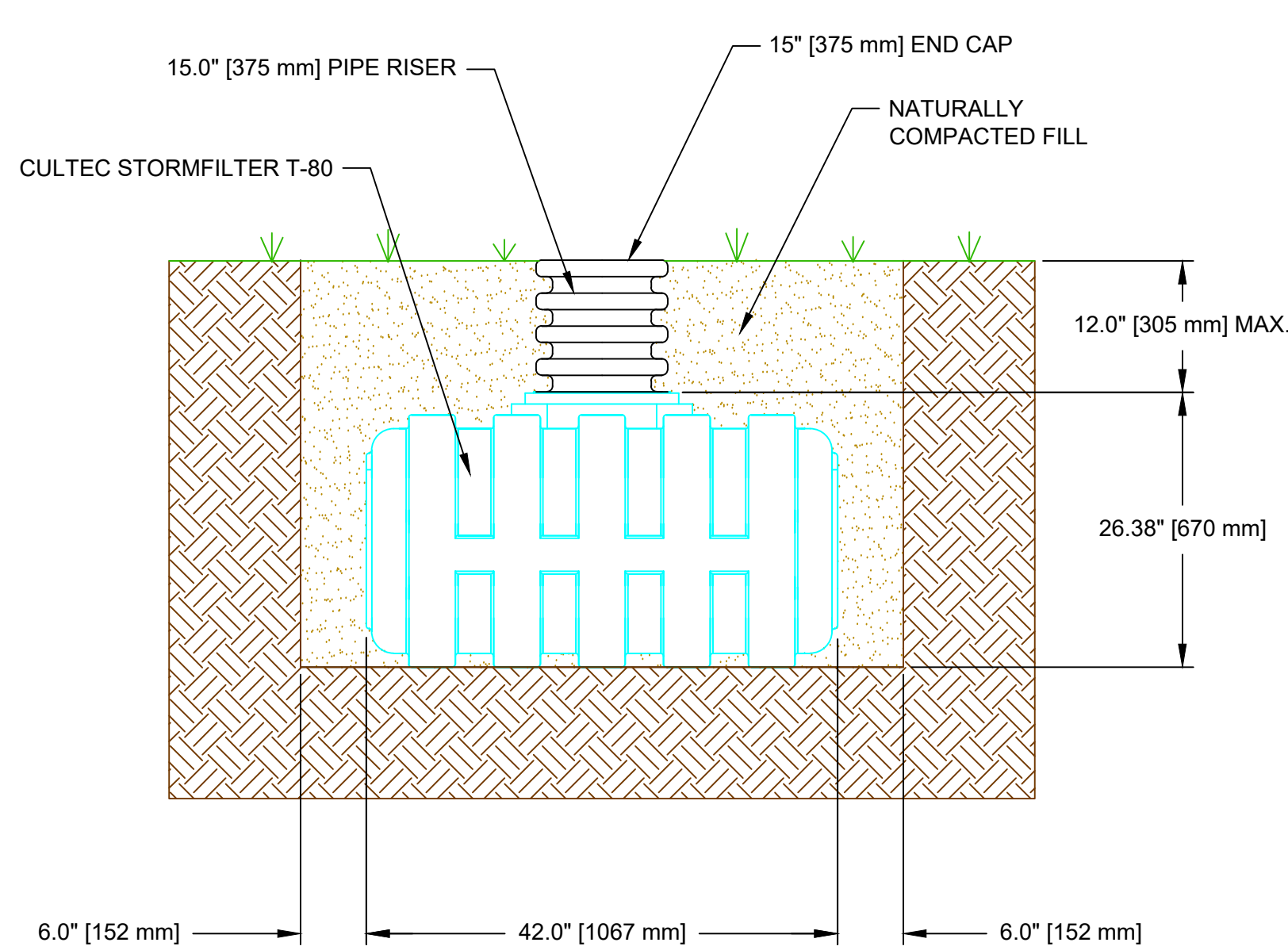
T-80 1.0 GENERAL NOTES

T-80 2.0 CULTEC STORMFILTER T-80 THREE VIEW

T-80 3.0 CULTEC STORMFILTER T-80 THREE VIEW OF METAL FRAME




FILTER ZOOM DETAIL



T-80 4.0 CULTEC STORMFILTER T-80 CONNECTION DETAIL

T-80 5.0 CULTEC STORMFILTER T-80 TYPICAL CROSS SECTION



CULTEC, Inc.
Subsurface Stormwater Management Systems
P.O. Box 280
878 Federal Road
Brookfield, CT 06804
www.cultec.com
PH: (203) 775-4416
PH: (800) 4-CULTEC
FX: (203) 775-1462
tech@cultec.com

THIS DRAWING WAS PREPARED TO SUPPORT THE DESIGN ENGINEER FOR THE PROPOSED SYSTEM. IT IS THE ULTIMATE RESPONSIBILITY OF THE DESIGN ENGINEER TO ASSURE THAT THE STORMWATER SYSTEM'S DESIGN IS IN FULL COMPLIANCE WITH ALL APPLICABLE LAWS AND REGULATIONS. IT IS THE DESIGN ENGINEER'S RESPONSIBILITY TO ENSURE THAT THE CULTEC PRODUCTS ARE DESIGNED IN ACCORDANCE WITH CULTEC'S MINIMUM REQUIREMENTS. CULTEC INC. DOES NOT APPROVE PLANS, SIZING, OR SYSTEM DESIGNS. THE DESIGNING ENGINEER IS RESPONSIBLE FOR ALL DESIGN DECISIONS.

**STORMFILTER T-80
DETAIL SHEET**

CULTEC STORMFILTER T-80	
PROJECT NO: 18-1135.01	DATE: 10/2/18
DESIGNED BY: YP	DRAWN BY: DG
SCALE: N.T.S.	SHEET NO: 5 OF 5