

The 12" Universal Inspection Port Kit may be used in conjunction with the CULTEC chambers to provide an access point for inspection.

The kit includes a 12" universal inline drain (2712AGSB) and cast iron frame and cover.

When ordering, the customer must specify which ductile iron casting to be included, either solid (1299CGC) or slotted (1299CGS).



Shown: 2712AGSB with 1299CGC
Most popular configuration.

Properties	Test Results
Fitting Appearance	Green
Fitting Dimensions	12.5" dia. x 11" H 317 mm x 279 mm
Fitting Material	SDR-35 PVC
Frame & Cover Appearance	Black
Frame & Cover Material	Ductile Iron
Frame Dimensions	13.6" x 13.6" 346 mm x 346 mm

CULTEC 12" Universal Inline Drain, Frame & Cover Specifications

GENERAL

The CULTEC 12" Universal Inline Drain with Cast Iron Frame and Cover is designed to be used in conjunction with CULTEC chambers to provide an access point that may be brought up to grade and utilized for inspections of the system.

12" UNIVERSAL INLINE DRAIN PARAMETERS

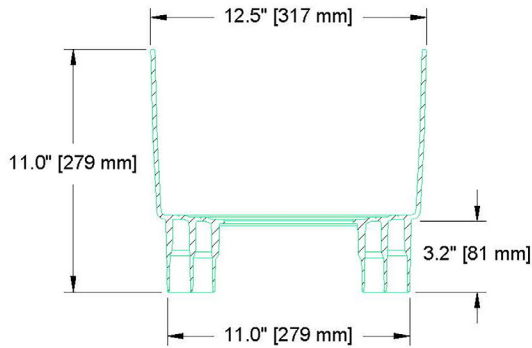
1. The universal inline drain shall be provided by CULTEC of Brookfield, CT. (203-775-4416 or 1-800-428-5832)
2. The universal inline drain shall be green in appearance.
3. The universal inline drain shall be injection molded.
4. The universal inline drain shall have the nominal dimensions of 12.5 inch diameter (measured at the top) x 11 inches high (317 mm x 279 mm).
5. The universal inline drain shall be able to accept SDR-35 PVC connections ranging from 6 inches to 10 inches in diameter.
6. The PVC resin utilized to manufacture the inspection port kit shall conform to ASTM D1784 cell class 12454.

DUCTILE IRON CASTING PARAMETERS


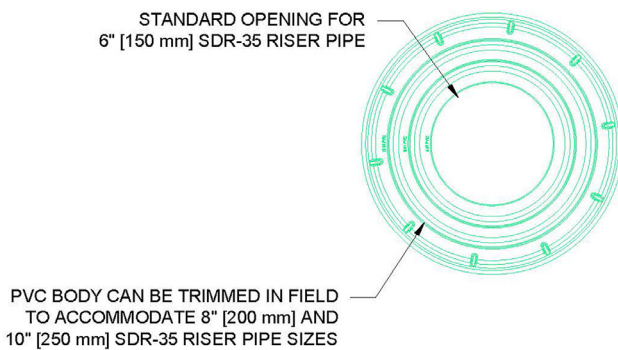
1. The inspection port kit shall include a ductile iron frame and cover.
2. The ductile iron frame and cover shall be hinged for easy maintenance access.
3. The ductile iron frame and cover shall be rated for HS-20 for standard traffic loads.
4. The ductile iron cover shall be available in a solid or slotted version.
5. The slotted ductile iron cover shall have a total open area of 60.62 in².
6. The ductile iron castings shall be manufactured from metal conforming to ASTM A536 grade 70-50-05.
7. Nominal dimension of the ductile iron frame shall be 13.6 inches x 13.6 inches (346 mm x 346 mm).
8. The ductile iron frames and covers shall be painted black in appearance.

CULTEC 12" Universal Inline Drain - 2712AGSB

Elevation View

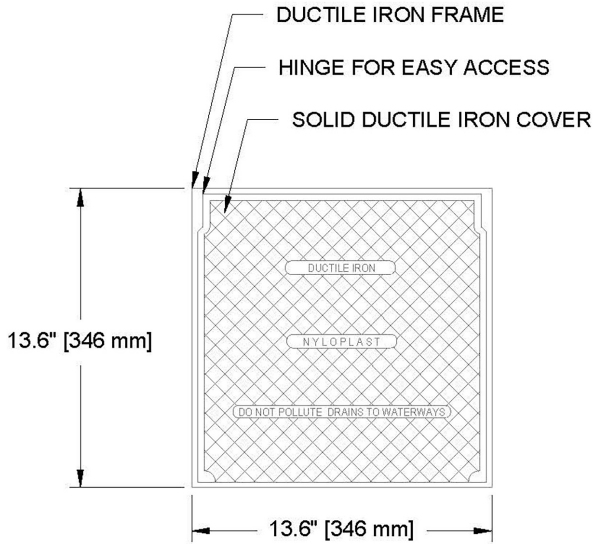


Plan View

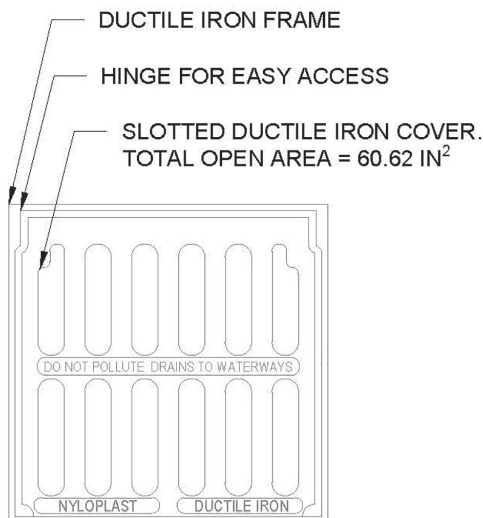


Cover Options

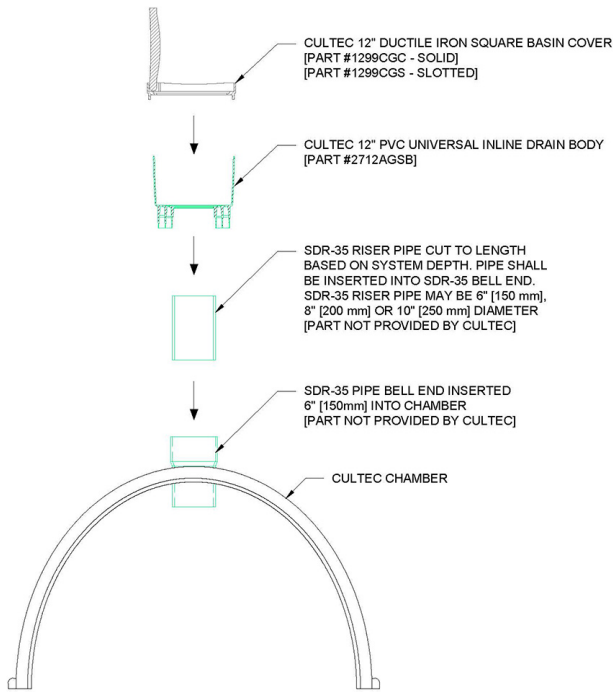
Solid Cover - 1299CGC



Slotted Cover - 1299CGS



Final Assembly



Typical Cross Section Detail

